

# CAPITOL SUMMIT

Join the conversation



#CalChamberCapitolSummit

# Election Year Voter Attitudes

## Pre-Primary Statewide Survey

Adam Rosenblatt  
Core Decision



**With less than a week til the primary,  
what are voters thinking about...?**

**A lot**

# Methodology



Conducted by Core Decision



N=1,040 online interviews among California June primary likely voters



Fielded Friday, May 20 – Monday, May 23, 2022



Margin of error +/- 3.04% at 95% confidence interval



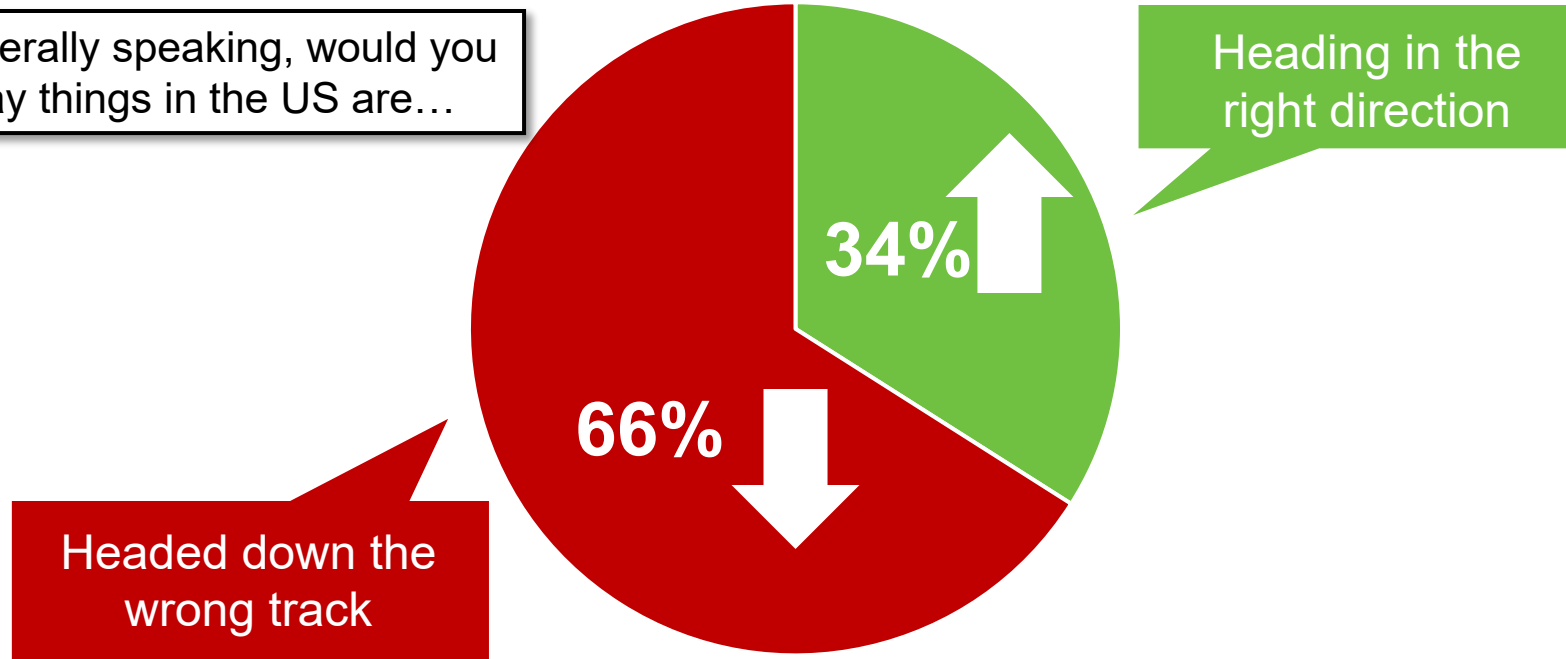
Certain findings may total more or less than 100% due to rounding



Where applicable, tracks to CalChamber polling dating back to 2015

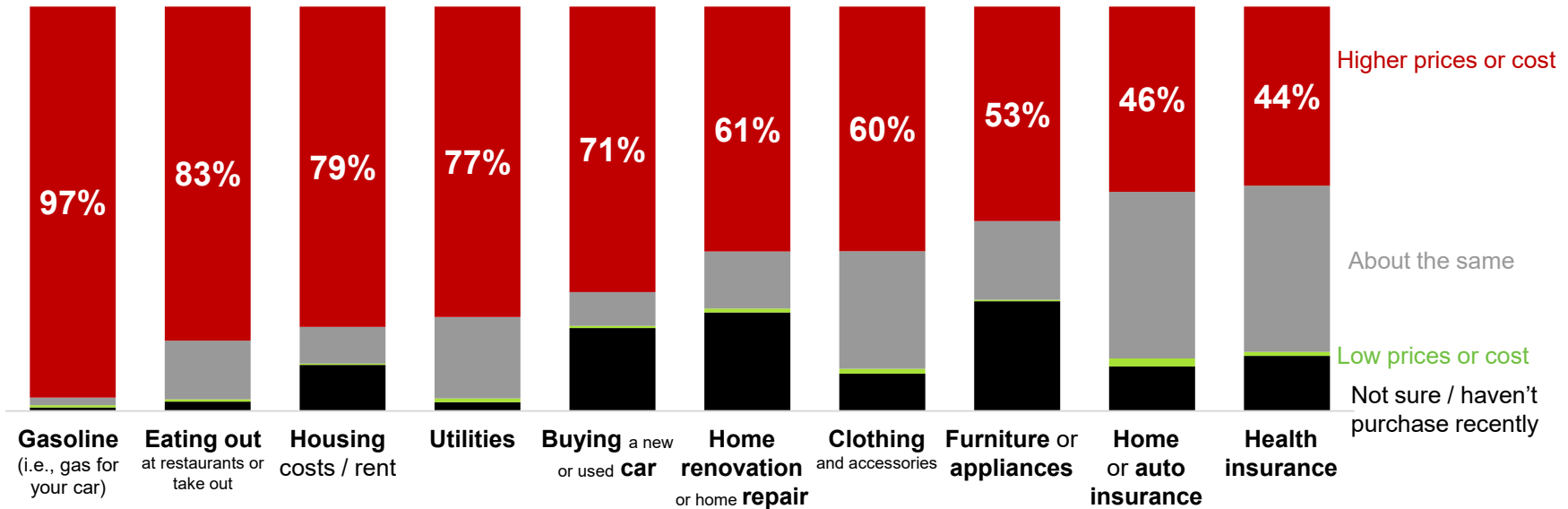
## 2 in 3 California likely primary voters say things in the US are headed down the wrong track

Generally speaking, would you say things in the US are...



# It's not just the pain at the pump...

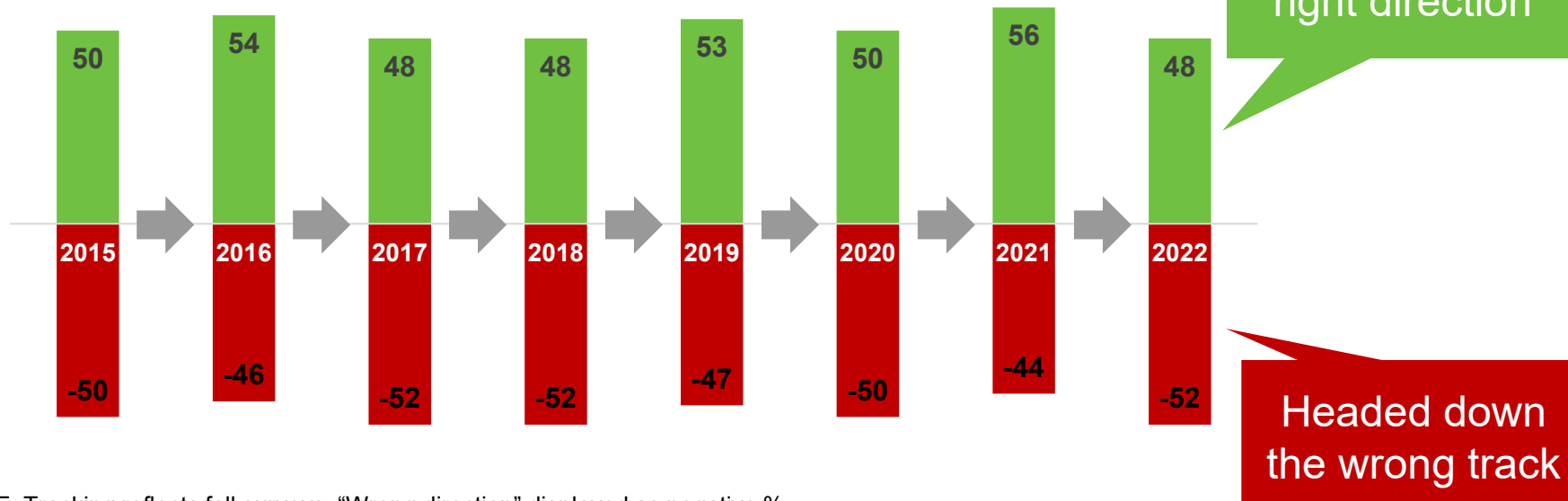
In recent months, have you noticed any changes in the price or cost of any of the following?



# How are they feeling about CA right now?

## We've seen a 8%pt nosedive in just eight months!

Would you say things in California are...



NOTE: Tracking reflects fall surveys; "Wrong direction" displayed as negative %

In your own words, what is the most important issue facing the state of California?  
**(OPEN END)**

Thinking about the state of California today,  
how important is the following issue?  
**(DISPLAYING % “Extremely important”)**

[illegible]

Inflation / gas prices / cost of living

67%

Water / drought / wildfire

63%

## Homelessness

54%

## Housing

51%

Crime / public safety

49%

Taxes / gov't spending

47%

## Economy / job creation

46%

## Climate change

44%

Healthcare

37%

Schools / education

37%

## Immigration

34%

COVID

33%

## Racism / discrimination


30%

## Roads / highways / bridges

29%



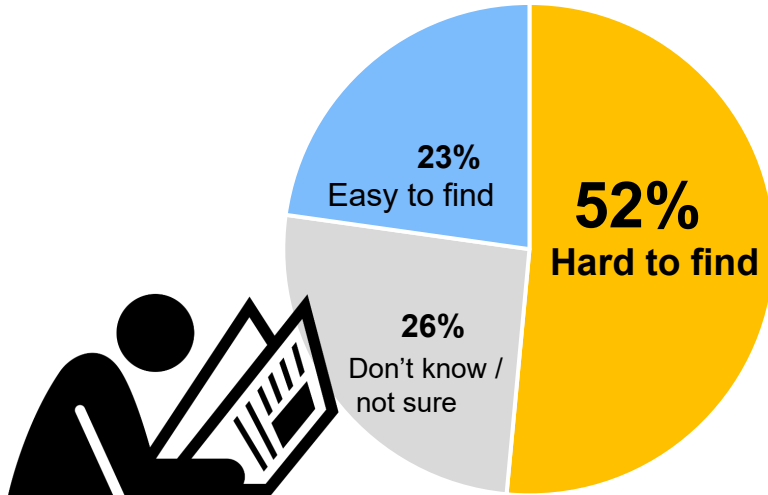
# Attaining & maintaining middle-class remains a real struggle – and the pressure is feeling worse



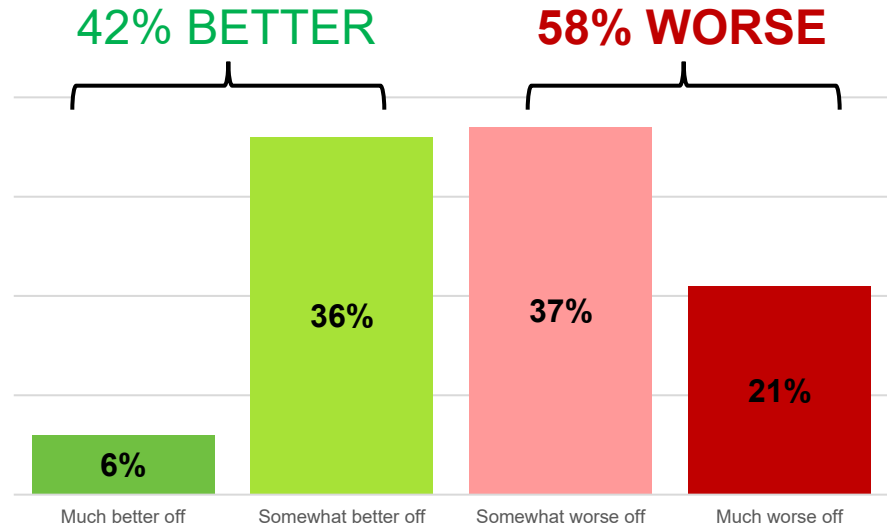
■ 54% Strongly agree ■ 32% Somewhat agree ■ 11% Somewhat disagree ■ 2% Strongly disagree

# Don't blame me, I'm just the pollster (nor am I an economist)

Do you think good-paying jobs are  
[easy / hard] to find in your community?



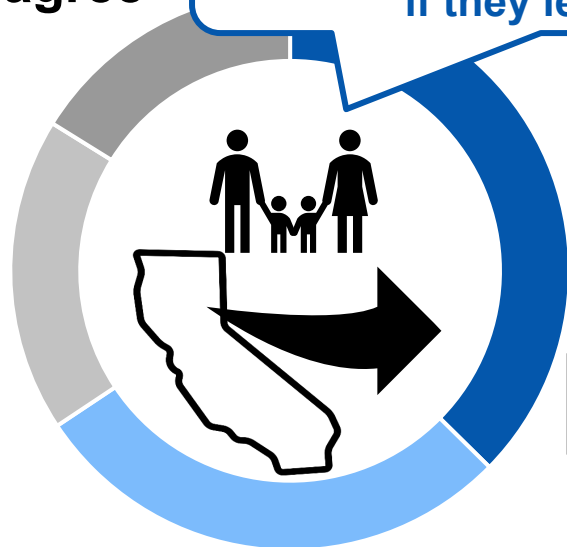
Thinking ahead to one year from now,  
do you think the economy will be...



# The threat of Cal-Exodus is not one to take lightly

**65%**  
agree

AMONG THOSE WITH KIDS AT HOME:  
**My children would have a better future  
if they left California**



**+7** strongly  
since Oct 2021

Previously 30% "strongly agree"

■ 37% Strongly agree ■ 28% Somewhat agree ■ 18% Somewhat disagree ■ 16% Strongly disagree

Thinking about the past two years,  
have you given any consideration  
to moving out of California?

Yes, serious consideration

**26%**

Yes, some consideration

**29%**

**55%**

No, though considered moving  
somewhere else within California


**9%**

No, not considered  
moving at all

**36%**

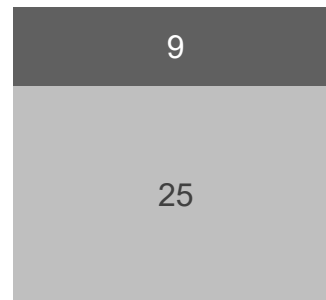
## The *other* “climate” crisis

**66% agree**



Agree

**California has created a business climate that is unfriendly to the types of companies that bring new high-quality jobs and opportunities**



Disagree

# Even post-COVID, most pertinent concerns are Maslow's hierarchy of needs, such as safety

Thinking about the topic of public safety in California, would you say crime recently has...?

Increased a lot: 44%

Increased some: 33%

Stayed the same: 17%

Decreased some: 5%

Decreased a lot: 2%

**77% INCREASED**



**+8** since Oct 2021

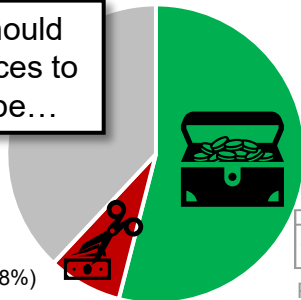
Previously 69% "increased", 35% "a lot"

In your opinion, should funding and resources to law enforcement be...

■ Increased (54%)

■ Decreased (8%)

■ Stay about the same (38%)



**+8** since Oct 2021

Previously 46% "increased"

Street crime, shoplifting, and car theft have become rampant throughout California

**82% agree**

(49% "strongly")



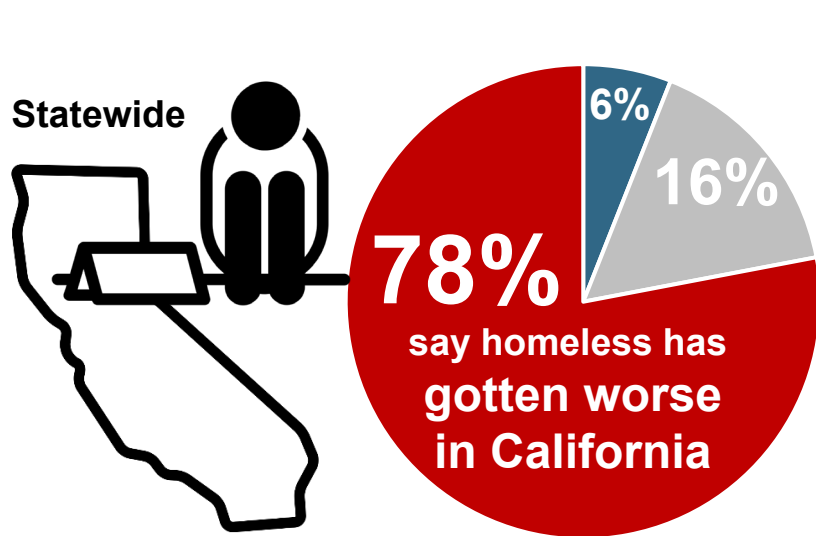
**75% agree**

(43% "strongly")

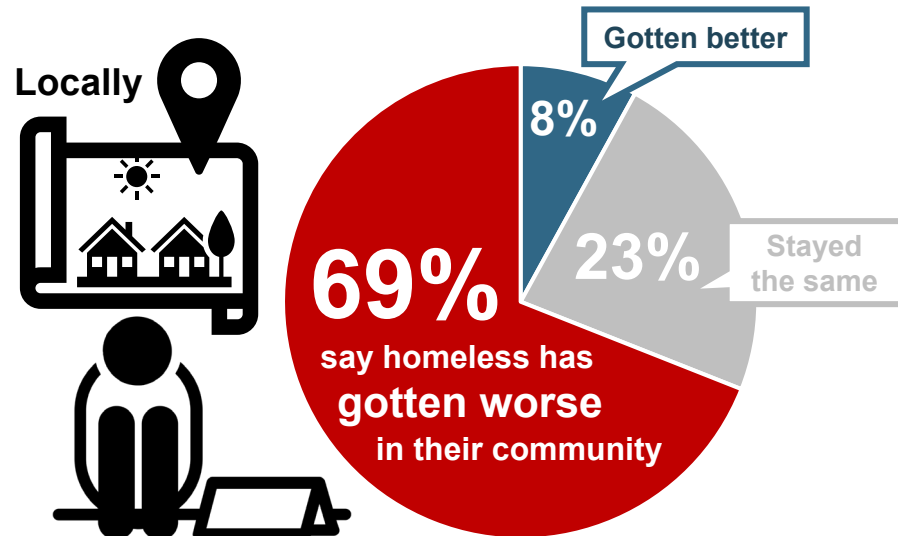
Criminal behavior has become rampant throughout California



# The homelessness crisis remains a statewide AND local challenge



**+5 “gotten worse” since October**  
(73% 2021, 67% in 2020)



**+6 “gotten worse” since October**  
(63% in 2021, 56% in 2020)

**Let's pivot towards solutions...**

# No shortage of solutions on homelessness, some perceived as more effective than others...

Here are some recent policies that may have been enacted by different state and local officials to address homelessness. In your opinion, how effective is this policy at address the issue of homelessness?

	Very effective	Somewhat effective	Only a little effective	Not at all effective	
Funding more mental health and homeless service centers specifically focused on serving homeless populations	39	38	18	5	77 23
Building more homeless shelters	31	35	24	11	66 35
Allowing local and state governments to remove homeless encampments illegally set up in public areas such as parks	29	31	20	20	60 40
Establishing campgrounds with tents and basic sanitary facilities to house the homeless	25	37	23	15	62 38
Allowing law enforcement to arrest homeless people who use dangerous and illegal drug	23	30	28	19	53 47
Building more public restrooms that anyone can use, including the homeless	18	31	29	23	49 52
Allowing law enforcement to detain homeless individuals who refuse to go to shelters	17	20	30	32	37 62

May 27, 2022

**ALERT**  
presented by CalChamber

**Chamber-Backed Proposal  
Creating CARE Court Passes**



**81% support**  
(35% "strongly")



# The water slide! Voters overwhelmingly support taking action to tackle drought

How strongly would you support or oppose the following ideas to address or mitigate the effects of the drought in California?

	TOTAL SUPPORT	TOTAL OPPOSE	Strongly support	Somewhat support	Somewhat oppose	Strongly oppose
Expedited permitting of desalination plants (turning ocean water to fresh water)	89	11	52	36	9	2
Expedited permitting of off-stream water storage reservoirs	89	11	39	50	9	2
Voluntary water reductions by residential users and mandatory reductions for all other users	83	17	38	44	13	4
Expedited permitting of recycling plants that make sewage effluent (treated, reclaimed wastewater) drinkable	82	18	42	40	13	5
Mandatory water rationing by all water users	69	31	28	41	20	11

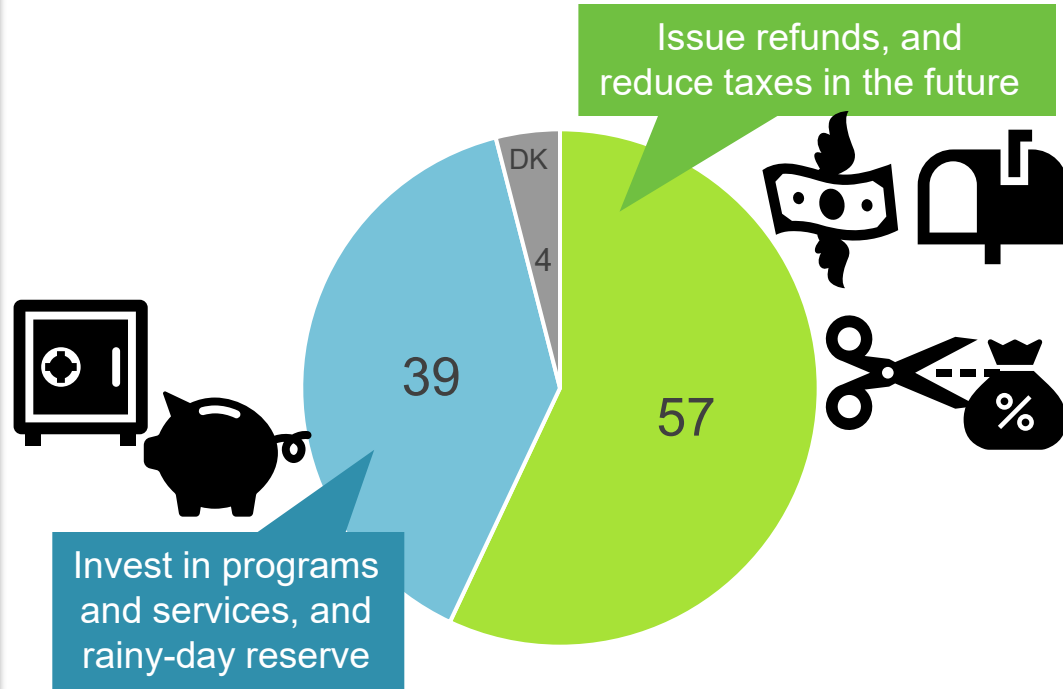
# Is there voter appetite towards more/higher taxes? Not quite when CA overeats \$97.5B at dinner...

The Governor reported that tax revenues for the California state budget will exceed spending by nearly \$100 billion dollars. About half of this surplus will be spent automatically on higher school spending, tax relief and subsidies to individual residents, or placed in a "rainy-day" reserve to guard against a future economic downturn.

Some say the remaining excess funds should be spent on important programs and services, while also preserving some funds in a "rainy-day" reserve fund.

Others say the state should give the remaining surplus back to taxpayers in the form of refunds, while also reducing taxes in the future so the state doesn't over-collect as much.

Which comes closer to your view?



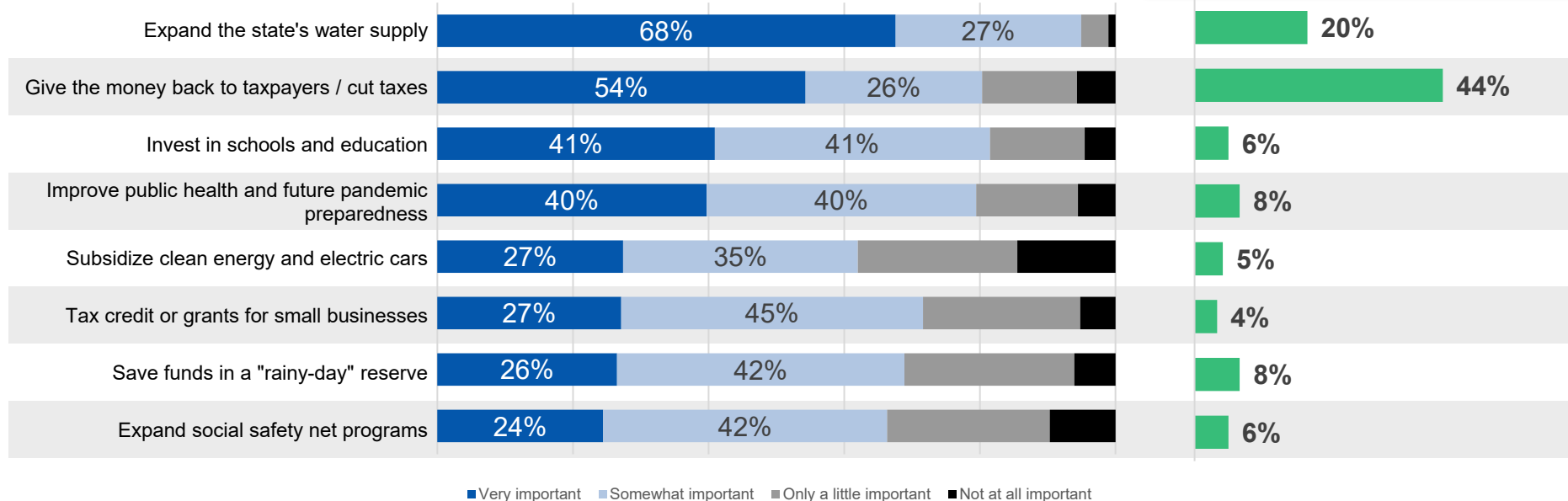


# What do voters want to do with the \$49B surplus?

## Well, it slightly depends on how you ask them...

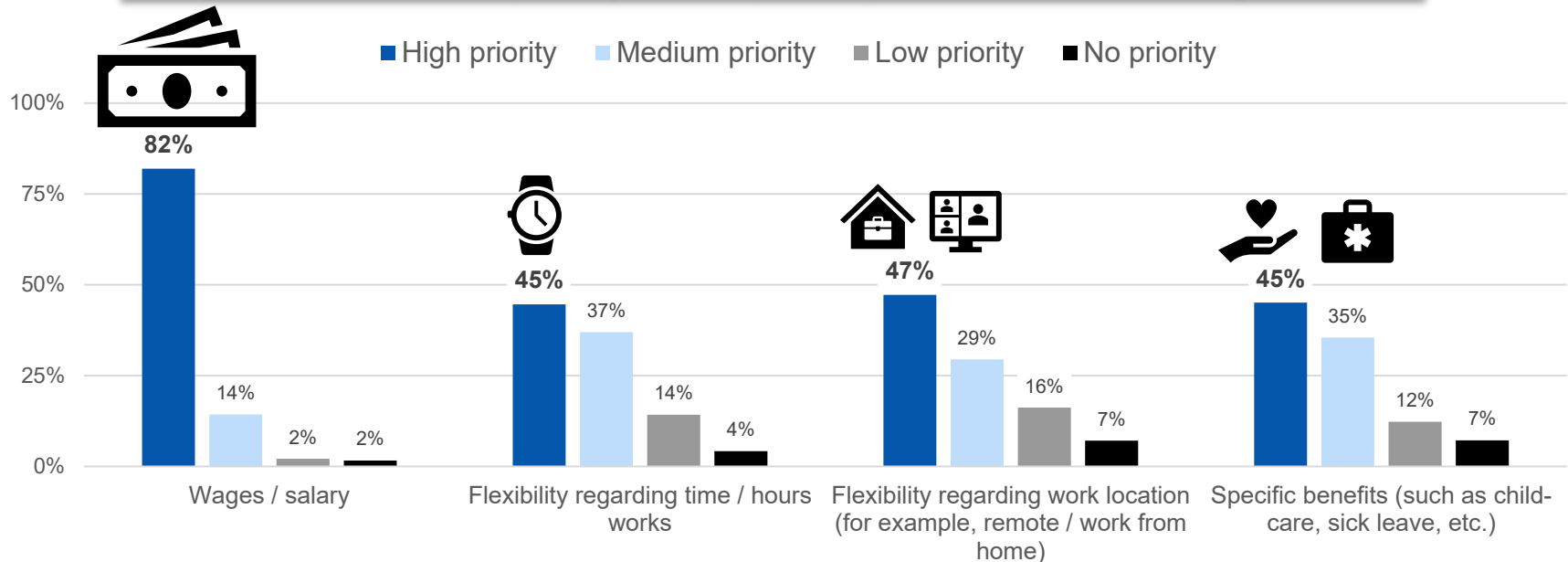
Thinking about different funding areas where the state of California might invest the \$49 billion dollar surplus, after the initial \$39 billion already provided to schools and the rainy-day reserve, **how much of a priority** would you say is the following...

Which would you say should be the **single highest priority** for how to invest the \$49 billion dollar surplus, after the initial \$39 billion already provided to schools and the rainy-day reserve, in the state of California?



# Even in a post-COVID landscape, voters in the working world care most about the \$\$\$

AMONG THOSE EMPLOYED: If you were to seek out a new or different job, how much of priority would you say each of the following are?



# Thank You / Q&A

**Adam Rosenblatt**

Core Decision

[arosenblatt@coredecision.com](mailto:arosenblatt@coredecision.com)

202-288-4801