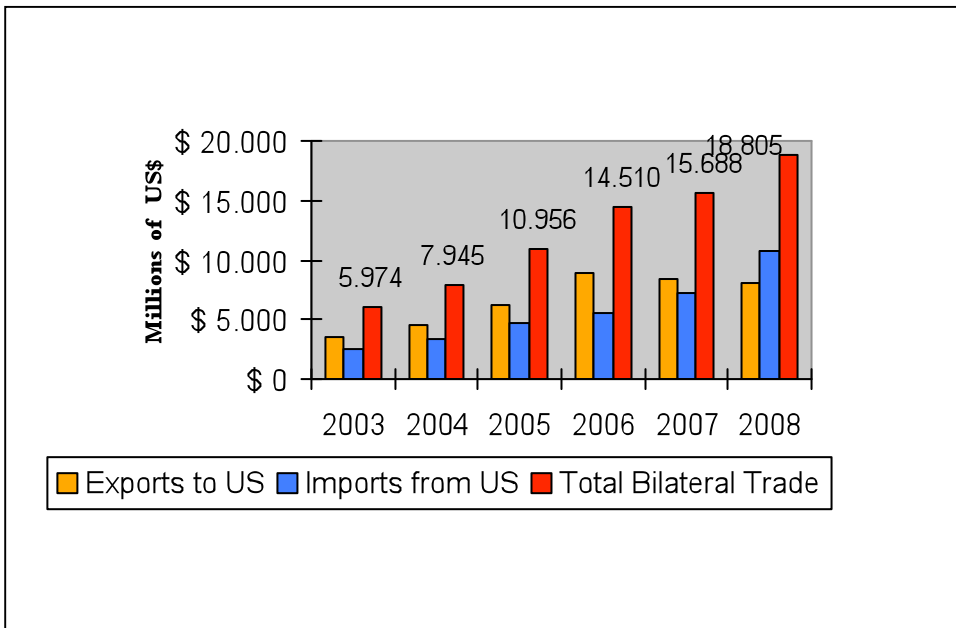




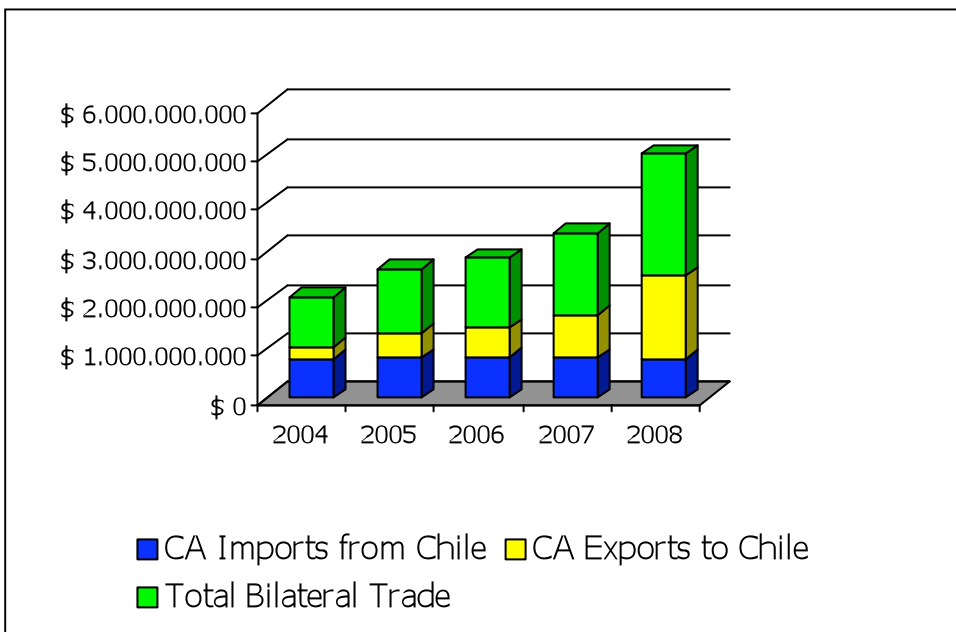
U.S. – Chile Trade Fact Sheet: Focus on California



Source: Central Bank of Chile

- Total bilateral trade has grown 215% since 2003
- In the 5 years since the FTA became effective, Chile's Exports to the U.S. grew 121% → from \$3.5 billion in 2003 to \$ 8 billion in 2008
- Since the FTA, Chile's Imports from the U.S. rose from \$2.5 billion to \$10.8 billion → 331% increase

California-Chile Bilateral Trade 2004-2008



Source: www.USATradeonline.gov

- Chile – California total bilateral trade has grown 178% since 2004
- Chile's Exports to California (\$808 million) are than Chile's exports to Colombia or the U.K.
- Chile's Imports from California grew 626% → \$233 million in 2003 to \$1.7 billion in 2008

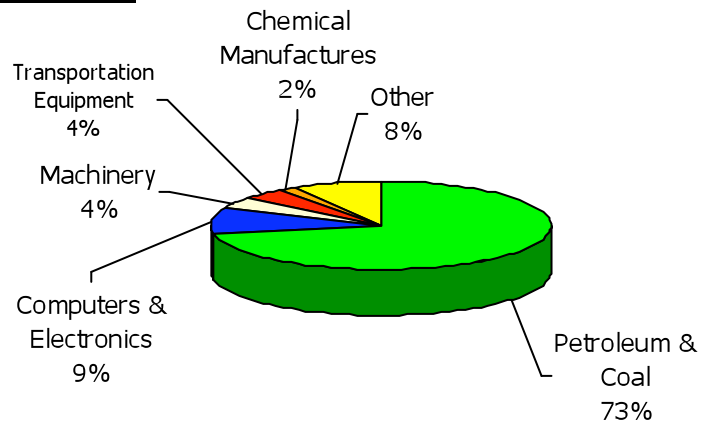


Top 5 California Exports to Chile in 2008

1	Petroleum & Coal	\$ 1.225.803.644,00
2	Computers & Electronics	\$ 157.282.181,00
3	Machinery	\$ 72.361.356,00
4	Transportation Equipment	\$ 67.467.358,00
5	Chemical Manufactures	\$ 35.590.346,00

- California exported \$1.7 billion to Chile in 2008

- Petroleum Exports increased 150.5% in 2007-2008
- Transportation Equipment has grown 927% from 2003-2008
- The 30 major exporting industries averaged 365% growth from 2003-2008 (Excluding petroleum)



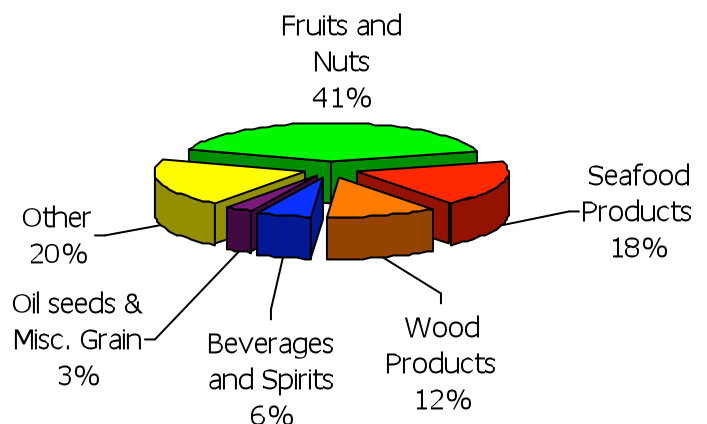
Source: www.USATradeonline.gov

Top 5 California Imports from Chile in 2008

1	Nuts & Fruits	\$ 307.377.556
2	Seafood Products	\$ 145.709.723
3	Wood Products	\$ 50.654.104
4	Oil Seeds and Misc. Grain	\$ 16.826.225
5	Prep Vegetables	\$ 15.221.440

- California imported \$808 million in Chilean products in 2008

- Fruits and Nuts imported from Chile grew 67% from 2004-2008
- Dairy product imports have increased 534% from 2004-2008
- Total California Imports from Chile have increased 21% from 2004-2008



Source: www.USATradeonline.gov